




BRITISH AUTOMOBILE RACING CLUB



QUALIFYING TIMES

Rapid Results
Service

Dunlop / Motorsport News Saloon Car Championship

QUALIFYING RACE 4 - CLASSIFICATION

BULLETIN NO: 09

ISSUED: 11.15

POS	NO	CL	NAME	ENTRY	TIME	ON	LAPS	GAP	DIFF	MPH
1	44	A	Rod BIRLEY	Ford Escort WRSC 2000Tcc	52.615	7	9			82.01
2	12	A	Malcolm WISE	Ford Escort 1998Tcc	53.368	15	15	0.753	0.753	80.85
3	11	A	Mark BIGGERS	Nissan Skyline 2568Tcc	54.194	11	13	1.579	0.826	79.62
4	47	A	Nick WILLIAMSON	Ford Escort 2000cc	54.689	13	16	2.074	0.495	78.90
5	96	A	Nigel CRAIG	Subaru Impreza 2330Tcc	55.379	8	14	2.764	0.690	77.91
6	54	A	Stephen CRAIG	Subaru Impreza 2000Tcc	55.663	9	12	3.048	0.284	77.52
7	51	C	Gareth PORTER	Peugeot 205 2000cc	55.874	8	13	3.259	0.211	77.22
8	27	B	Chris HAYES	Seat Cupra 1800Tcc	56.219	13	16	3.604	0.345	76.75
9	72	B	Duncan CLARKE	Volkswagen Golf 1781Tcc	56.604	9	15	3.989	0.385	76.23
10	90	C	Richard BRENT	Peugeot 205 2045cc	56.679	8	9	4.064	0.075	76.13
11	64	B	Andy WICKENS	Ford Sierra Sapphire 1998Tcc	57.455	7	15	4.840	0.776	75.10
12	7	C	James LINDRIDGE	Vauxhall Astra 1998cc	57.476	10	14	4.861	0.021	75.07
13	97	B	Andrew WOODS-DEAN	Renault Megane 2013cc	57.882	11	14	5.267	0.406	74.54
14	43	B	Andy THOMPSON	Seat Leon 1800cc	58.093	8	11	5.478	0.211	74.27
15	67	A	Raymond BARROW	Ford Escort 2000Tcc	58.100	8	14	5.485	0.007	74.26
16	17	E	Ken WELCH	Rover Mini Cooper 1380cc	58.481	10	11	5.866	0.381	73.78
17	25	E	Stephen KING	Rover Mini 1380cc	58.931	12	14	6.316	0.450	73.22
18	26	D	Bill RICHARDS	Rover Mini Clubman 1480cc	59.122	6	13	6.507	0.191	72.98
19	82	A	Peter TAYLOR	Ford Sierra Cosworth 1998Tcc	59.514	9	10	6.899	0.392	72.50
20	66	D	Alex RIBBENS	Ford Escort 1999cc	1:00.169	12	15	7.554	0.655	71.71
21	98	E	Michael EDGELL	Rover Mini 1380cc	1:00.411	7	9	7.796	0.242	71.42
22	95	B	Nick YOUNG	Seat Ibiza 1780Tcc	1:00.489	11	14	7.874	0.078	71.33
23	29	D	Paul GODDARD	Ford Escort 1594cc	1:01.326	4	9	8.711	0.837	70.36
24	28	C	Philip DANBURY	BMW E30 2494cc	1:02.815	10	13	10.200	1.489	68.69
25	71	D	Nick PROUDLOCK	Ford ESCORT MK1 1699cc	1:03.539	2	2	10.924	0.724	67.91
26	13	E	Nikolas BARTON	Ford Fiesta 1596cc	1:07.230	5	7	14.615	3.691	64.18
27	18	A	Stratton MACKAY	Subaru Impreza WRX 2000Tcc	1:07.512	2	5	14.897	0.282	63.91



GRID ON REVERSE

Car Nos. 71 & 98 need working transponders please

Weather / Track : Cloudy / Wet

These results are provisional until the conclusion of any judicial and technical matters.

Brands Hatch Indy
Circuit Length = 1.1986 miles
Start: 10:35 End: 10:52

Clerk of Course : 	Timekeeper : 
----------------------------------------------------------------------------------------------------------	-------------------------------------------------------------------------------------------------------

www.tsl-timing.com

Printed - 10.57 Saturday, 28 March 2009



ISSUED BY: The British Automobile Racing Club Ltd, Thruxton Circuit, Andover, Hampshire SP11 8PN

Tel: (01264 882200)

Fax: (01264 882233)

email: competitions@barc.net



BRITISH AUTOMOBILE RACING CLUB

RACE RESULTS

Dunlop / Motorsport News Saloon Car Championship

RACE 4 - CLASSIFICATION

BULLETIN NO: 22

ISSUED: 15.45

POS	NO	CL	NAME	ENTRY	LAPS	TIME	GAP	DIFF	MPH	BEST	ON
1	44	A	Rod BIRLEY	Ford Escort WRSC 2000Tcc	13	15:43.911			59.42	50.395	5
2	47	A	Nick WILLIAMSON	Ford Escort 2000cc	13	15:49.379	5.468	5.468	59.08	51.023	4
3	12	A	Malcolm WISE	Ford Escort 1998Tcc	13	15:52.943	9.032	3.564	58.86	51.810	4
4	51	C	Gareth PORTER	Peugeot 205 2000cc	13	15:53.600	9.689	0.657	58.82	54.261	4
5	90	C	Richard BRENT	Peugeot 205 2045cc	13	16:14.817	30.906	21.217	57.54	54.015	4
6	72	B	Duncan CLARKE	Volkswagen Golf 1781Tcc	13	16:15.107	31.196	0.290	57.52	54.605	3
7	67	A	Raymond BARROW	Ford Escort 2000Tcc	13	16:16.559	32.648	1.452	57.44	54.973	4
8	97	B	Andrew WOODS-DEAN	Renault Megane 2013cc	13	16:16.797	32.886	0.238	57.42	54.955	3
9	66	D	Alex RIBBENS	Ford Escort 1999cc	13	16:17.265	33.354	0.468	57.40	55.745	5
10	26	D	Bill RICHARDS	Rover Mini Clubman 1480cc	13	16:18.093	34.182	0.828	57.35	56.370	4
11	7	C	James LINDRIDGE	Vauxhall Astra 1998cc	13	16:22.794	38.883	4.701	57.07	55.070	4
12	25	E	Stephen KING	Rover Mini 1380cc	13	16:27.569	43.658	4.775	56.80	56.988	4
13	71	D	Nick PROUDLOCK	Ford Escort Mk1 1699cc	13	16:28.011	44.100	0.442	56.77	57.573	4
14	95	B	Nick YOUNG	Seat Ibiza 1780Tcc	13	16:30.231	46.320	2.220	56.64	56.990	4
15	82	A	Peter TAYLOR	Ford Sierra Cosworth 1998Tcc	13	16:32.276	48.365	2.045	56.53	54.141	5
16	17	E	Ken WELCH	Rover Mini Cooper 1380cc	13	16:32.640	48.729	0.364	56.51	57.174	4
17	96	A	Nigel CRAIG	Subaru Impreza 2330Tcc	13	16:35.445	51.534	2.805	56.35	54.233	4
18	98	E	Michael EDGELL	Rover Mini 1380cc	13	16:36.414	52.503	0.969	56.29	57.802	4
19	29	D	Paul GODDARD	Ford Escort 1594cc	13	16:38.620	54.709	2.206	56.17	57.890	4
20	28	C	Philip DANBURY	BMW E30 2494cc	13	16:39.865	55.954	1.245	56.10	55.576	5
21	43	B	Andy THOMPSON	Seat Leon 1800cc	12	15:49.531	1 lap	1 lap	54.53	54.932	4
22	19	B	David HUGHES	Ford Sierra Cosworth 1999Tcc	12	16:11.940	1 lap	22.409	53.27	58.839	4
23	13	E	Nikolas BARTON	Ford Fiesta 1596cc	12	16:25.263	1 lap	13.323	52.55	1:02.129	4

NOT CLASSIFIED

DNF 11	A	Mark BIGGERS	Nissan Skyline 2568Tcc	5	4:31.049	8 laps	7 laps	79.59	51.240	4
DNF 18	A	Stratton MACKAY	Subaru Impreza WRX 2000Tcc	2	4:36.880	11 laps	3 laps	31.16	1:13.418	1
DNF 27	B	Chris HAYES	Seat Cupra 1800Tcc	0						

FASTEST LAP

44	A	Rod BIRLEY	Ford Escort WRSC 2000Tcc	5	50.395	85.62 mph	137.79 kph
90	C	Richard BRENT	Peugeot 205 2045cc	4	54.015	79.88 mph	128.56 kph
72	B	Duncan CLARKE	Volkswagen Golf 1781Tcc	3	54.605	79.02 mph	127.17 kph
66	D	Alex RIBBENS	Ford Escort 1999cc	5	55.745	77.40 mph	124.57 kph
25	E	Stephen KING	Rover Mini 1380cc	4	56.988	75.71 mph	121.85 kph

Brands Hatch Indy
Circuit Length = 1.1986 miles
Start: 14:58 End: 15:15

Weather / Track : Cloudy / Wet

These results are provisional until the conclusion of any judicial and technical matters.

Clerk of Course :

[Signature] 15-43

Timekeeper :

[Signature]

www.tsl-timing.com

Printed - 15.15 Saturday, 28 March 2009

THESE RESULTS REMAIN PROVISIONAL FOR A MINIMUM OF 30 MINUTES FROM THE TIME OF ISSUE

ISSUED BY: The British Automobile Racing Club Ltd, Thruxton Circuit, Andover, Hampshire SP11 8PN
Tel: (01264 882200) Fax: (01264) 882233 e-mail: competitions@barc.net



BRITISH AUTOMOBILE RACING CLUB

RACE RESULT

Dunlop / Motorsport News Saloon Car Championship RACE 8 - CLASSIFICATION

BULLETIN NO: 33

ISSUED: 11.17

POS	NO	CL	NAME	ENTRY	LAPS	TIME	GAP	DIFF	MPH	BEST	ON
1	44	A	Rod BIRLEY	Ford Escort WRSC 2000Tcc	18	15:26.839			83.80	49.819	8
2	12	A	Malcolm WISE	Ford Escort 1998Tcc	18	15:45.803	18.964	18.964	82.12	51.352	3
3	90	C	Richard BRENT	Peugeot 205 2045cc	18	16:12.524	45.685	26.721	79.86	52.940	7
4	51	C	Gareth PORTER	Peugeot 205 2000cc	17	15:27.543	1 lap	1 lap	79.08	53.572	2
5	72	B	Duncan CLARKE	Volkswagen Golf 1781Tcc	17	15:35.241	1 lap		7.698	78.43	10
6	7	C	James LINDRIDGE	Vauxhall Astra 1998cc	17	15:39.991	1 lap		4.750	78.03	5
7	26	D	Bill RICHARDS	Rover Mini Clubman 1480cc	17	15:41.634	1 lap		1.643	77.90	17
8	66	D	Alex RIBBENS	Ford Escort 1999cc	17	15:42.147	1 lap		0.513	77.86	17
9	82	A	Peter TAYLOR	Ford Sierra Cosworth 1998Tcc	17	15:59.327	1 lap	17.180	76.46	54.164	12
10	97	B	Andrew WOODS-DEAN	Renault Megane 2013cc	17	16:04.819	1 lap	5.492	76.03	54.707	16
11	95	B	Nick YOUNG	Seat Ibiza 1780Tcc	17	16:04.873	1 lap	0.054	76.02	55.330	4
12	17	E	Ken WELCH	Rover Mini Cooper 1380cc	17	16:10.141	1 lap	5.268	75.61	55.378	5
13	67	A	Raymond BARROW	Ford Escort 2000Tcc	17	16:12.783	1 lap	2.642	75.40	54.504	14
14	25	E	Stephen KING	Rover Mini 1380cc	17	16:14.375	1 lap	1.592	75.28	55.883	12
15	71	D	Nick PROUDLOCK	Ford Escort Mk1 1699cc	17	16:16.334	1 lap	1.959	75.13	55.479	10
16	98	E	Michael EDGELL	Rover Mini 1380cc	17	16:19.720	1 lap	3.386	74.87	56.021	12
17	18	A	Stratton MACKAY	Subaru Impreza WRX 2000Tcc	16	15:39.323	2 laps	1 lap	73.50	56.042	16
18	19	B	David HUGHES	Ford Sierra Cosworth 1999Tcc	16	15:46.417	2 laps	7.094	72.94	57.191	14
19	29	D	Paul GODDARD	Ford Escort 1594cc	16	15:48.819	2 laps	2.402	72.76	57.411	15
20	14	C	Phil USHER	Ford Escort 2000cc	15	16:24.529	3 laps	1 lap	65.74	1:00.955	15

NOT CLASSIFIED

DNF 47	A	Nick WILLIAMSON	Ford Escort 2000cc	13	11:07.863	5 laps	2 laps	83.99	50.215	13
DNF 13	E	Nikolas BARTON	Ford Fiesta 1596cc	12	12:43.169	6 laps	1 lap	67.84	1:01.084	2
DNF 28	C	Phillip DANBURY	BMW E30 2494cc	7	7:28.630	11 laps	5 laps	67.32	54.586	5
DNF 43	B	Andy THOMPSON	Seat Leon 1800cc	0						

FASTEST LAP

44	A	Rod BIRLEY	Ford Escort WRSC 2000Tcc	8	49.819	86.61 mph	139.39 kph
90	C	Richard BRENT	Peugeot 205 2045cc	7	52.940	81.50 mph	131.17 kph
72	B	Duncan CLARKE	Volkswagen Golf 1781Tcc	10	53.938	80.00 mph	128.74 kph
26	D	Bill RICHARDS	Rover Mini Clubman 1480cc	17	53.941	79.99 mph	128.74 kph
17	E	Ken WELCH	Rover Mini Cooper 1380cc	5	55.378	77.91 mph	125.39 kph

Weather / Track : Sunny / Dry

These results are provisional until the conclusion of any judicial and technical matters.

Brands Hatch Indy
Circuit Length = 1.1986 miles
Start: 10:51 End: 11:08

Clerk of Course :

[Handwritten signature]

Timekeeper :

[Handwritten signature]

www.tsl-timing.com

Printed - 11.08 Sunday, 29 March 2009

THESE RESULTS REMAIN PROVISIONAL FOR A MINIMUM OF 30 MINUTES FROM THE TIME OF ISSUE

ISSUED BY: **The BARC** Ltd, Thruxton Circuit, Andover, Hampshire SP11 8PN

Tel: (01264 882200)

Fax: (01264 882233)

email: competitions@barc.net

